

Seamless, low-profile and high-quality

Dynaudio Custom Performance in-ceiling speakers twist-fit without tools and adjust in seconds for tailored audio throughout the home

Performance series In-ceiling






DYNAUDIO

Performance series

In-ceiling

- 2-way systems
- Ranging from 6½ in to 8 in
- Direct the sound towards you via pivoting tweeters
- EQ adjustment for the tweeter
- Magnetic paintable round grille (square grille sold as an accessory)
- Tool-free installation: just turn and click
- Shallow depth for tight cavities
- MSP (Magnesium Silicate Polymer) woofer cone
- 1 in coated soft-dome tweeters

Model number	P4-C65	P4-DVC65	P4-C80
			
Type	2-way in-ceiling	2-way in-ceiling	2-way in-ceiling
Drivers	Tweeter: 28 mm (1 in); mid/bass: 165 mm (6½ in)	2x tweeter: 28 mm (1 in); mid/bass: 165 mm (6½ in)	Tweeter: 28 mm (1 in); mid/bass: 200 mm (8 in)
Performance frequency response (+/- 3dB)	46 Hz–20 kHz	46 Hz–20 kHz	42 Hz–20 kHz
Impedance (nominal/minimum)	8 Ω / 5 Ω	2x 4 Ω / 2x 3.2 Ω	8 Ω / 5 Ω
Sensitivity (dB SPL [2.83V/1m])	87.5 dB	87.5 dB	89 dB
Continuous power*	40 W	2x 20 W	50 W
Long-term power*	80 W	2x 40 W	160 W
Tweeter-level options	-3 dB, 0 dB, +3 dB	-3 dB, 0 dB	-3 dB, 0 dB, +3 dB
Tweeter orientation	Pivoting 360*	Fixed	Pivoting 360*
Dimensions/depth	Ø 232 mm / 72 mm (9½ in / 2¾ in)	Ø 232 mm / 76 mm (9½ in / 2¾ in)	Ø 280 mm / 90 mm (11 in / 3½ in)
Cut-out dimensions	Ø 210 mm (8¼ in)	Ø 210 mm (8¼ in)	Ø 260 mm (10¼ in)
Grille options	Round (supplied) square (optional)	Round (supplied) square (optional)	Round (supplied) square (optional)

* Measured according to IEC 60268-5 using a pink noise input signal. Continuous is 100 h operation.
Long Term is 10 cycles of 1 min. On and 2 min. Off.